

Vanguard LifeStrategy[®] Growth Fund

Balanced fund (stocks and bonds)

Fund facts

Risk level Low ← → High					Total net assets	Expense ratio as of 02/27/20	Ticker symbol	Inception date	Fund number
1	2	3	4	5	\$16,460 MM	0.14%*	VASGX	09/30/94	0122

Investment objective

Vanguard LifeStrategy Growth Fund seeks to provide capital appreciation and some current income.

Investment strategy

The fund invests in other Vanguard mutual funds according to a fixed formula that over time should reflect an allocation of approximately 80% of the fund's assets to common stocks and 20% to bonds. The percentages of the fund's assets allocated to each of the underlying funds are Vanguard Total Stock Market Index Fund 48%, Vanguard Total International Stock Index Fund 32%, Vanguard Total Bond Market II Index Fund 14%, and Vanguard Total International Bond Index Fund 6%.

The fund's indirect stock holdings are a diversified mix of U.S. and foreign large-, mid-, and small-capitalization stocks. The fund's indirect bond holdings are a diversified mix of short-, intermediate-, and long-term U.S. government, U.S. agency, and investment-grade U.S. corporate bonds; mortgage-backed and asset-backed securities; and government, agency, corporate, and securitized investment-grade foreign bonds issued in currencies other than the U.S. dollar (but hedged by Vanguard to minimize currency exposures).

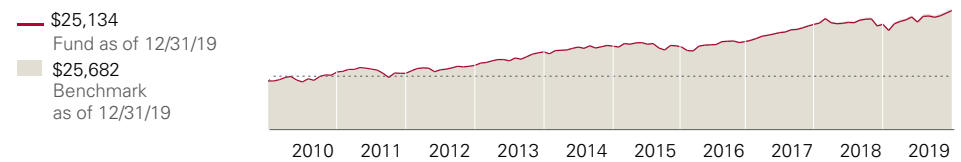
For the most up-to-date fund data, please scan the QR code below.



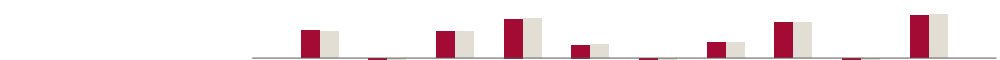
Benchmark

Growth Composite Index

Growth of a \$10,000 investment : January 31, 2010—December 31, 2019



Annual returns



	2010	2011	2012	2013	2014	2015	2016	2017	2018	2019
Fund	15.06	-2.28	14.38	21.20	7.18	-1.17	8.33	19.21	-6.90	23.13
Benchmark	14.14	-0.81	14.36	21.58	7.54	-0.94	8.56	19.39	-6.78	23.46

Total returns

	Periods ended September 30, 2020					
	Quarter	Year to date	One year	Three years	Five years	Ten years
Fund	6.63%	2.65%	9.91%	7.19%	9.54%	8.98%
Benchmark	6.78%	3.31%	10.74%	7.64%	9.93%	9.38%

The performance data shown represent past performance, which is not a guarantee of future results. Investment returns and principal value will fluctuate, so investors' shares, when sold, may be worth more or less than their original cost. Current performance may be lower or higher than the performance data cited. For performance data current to the most recent month-end, visit our website at vanguard.com/performance.

Figures for periods of less than one year are cumulative returns. All other figures represent average annual returns. Performance figures include the reinvestment of all dividends and any capital gains distributions. All returns are net of expenses.

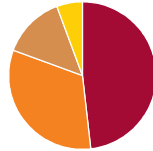
* The acquired fund fees and expenses based on the fees and expenses of the underlying funds.

Growth Composite Index: Weighted 48% CRSP US Total Market Index, 32% FTSE Global All Cap ex US Index, 14% Bloomberg Barclays U.S. Aggregate Float Adjusted Index, and 6% Bloomberg Barclays Global Aggregate ex-USD Float Adjusted RIC Capped Index as of July 1, 2015. In prior periods, the composite was 56% CRSP US Total Market Index, 24% FTSE Global All Cap ex US Index, 16% Bloomberg Barclays U.S. Aggregate Float Adjusted Index, and 4% Bloomberg Barclays Global Aggregate ex-USD Float Adjusted RIC Capped Index through June 30, 2015; 56% MSCI US Broad Market Index, 24% MSCI ACWI ex USA IMI Index, and 20% Bloomberg Barclays U.S. Aggregate Float Adjusted Index through June 2, 2013; 65% MSCI US Broad Market Index, 20% Bloomberg Barclays U.S. Aggregate Bond Index (with the Bloomberg Barclays U.S. Aggregate Float Adjusted Index used after December 31, 2009), and 15% MSCI EAFE Index through December 15, 2010; and 65% Dow Jones U.S. Total Stock Market Index, 20% Bloomberg Barclays U.S. Aggregate Bond Index, and 15% MSCI EAFE Index through April 22, 2005. International stock benchmark returns are adjusted for withholding taxes.

Vanguard LifeStrategy Growth Fund

Balanced fund (stocks and bonds)

Allocation of underlying funds†



Total Stock Market Idx Fund	48.2%
Total Intl Stock Idx Fund	32.4

Total Bond Mkt II Inx Fund	13.7
Total Intl Bond Idx Fund	5.7

†Fund holdings are subject to change.

Connect with Vanguard® > [vanguard.com](https://www.vanguard.com)

Plain talk about risk

The fund is subject to several stock and bond market risks, any of which could cause an investor to lose money. However, based on the fund's current allocation between stocks and the less volatile asset class of bonds, the fund's overall level of risk should be higher than those funds that invest the majority of their assets in bonds, but lower than those investing entirely in stocks. In addition to the risks inherent in the asset classes of the underlying funds, the fund also is subject to asset allocation risk, which is the chance that the selection of underlying funds and the allocation of fund assets will cause the fund to underperform other funds with a similar investment objective. For further details on all risks, please refer to the fund's prospectus.

Note on frequent trading restrictions

Frequent trading policies may apply to those funds offered as investment options within your plan. Please log on to [vanguard.com](https://www.vanguard.com) for your employer plans or contact Participant Services at 800-523-1188 for additional information.

For more information about Vanguard funds or to obtain a prospectus, see below for which situation is right for you.

If you receive your retirement plan statement from Vanguard or log on to Vanguard's website to view your plan, visit [vanguard.com](https://www.vanguard.com) or call **800-523-1188**.

If you receive your retirement plan statement from a service provider other than Vanguard or log on to a recordkeeper's website that is not Vanguard to view your plan, please call **855-402-2646**.

Visit [vanguard.com](https://www.vanguard.com) to obtain a prospectus or, if available, a summary prospectus. Investment objectives, risks, charges, expenses, and other important information about a fund are contained in the prospectus; read and consider it carefully before investing.

Financial advisor clients: For more information about Vanguard funds, contact your financial advisor to obtain a prospectus.

Investment Products: Not FDIC Insured • No Bank Guarantee • May Lose Value